

June 26 - June 30, 2023

FCS Summer Camp Weekly Newsletter

Session 02



# Welcome

## IN THIS ISSUE

PEEK INTO OUR CAMP PROGRAMS  
TRY THESE ACTIVITIES AT HOME  
LISTENING IN  
PHOTO GALLERY  
LINK TO VIDEO COLLAGE

## WRITTEN BY:

SUPPORT STAFF AND  
CAMP ADMINISTRATORS



## Welcome

### — Introduction

"Our staff help drive this change, developing engaging, creative and fun curriculum"

### **Welcome to our camp!**



Gillian Rosenzweig-Stein  
*Auxiliary Program Manager*  
*Summer Camp Manager*

My role at Friends Community School has been one of constant change and growth. I started as an Assistant Counselor in 2014, working summers on and off. In 2018, I joined the staff fully through Ex-Day and substitute teaching.

Over the past several years, I have watched FCS and its summer camp evolve to the program it is today. What was once solely a science and art based camp, it now offers a wide array of activities for campers to explore new interests and express themselves creatively.

Our staff help drive this change, developing engaging, creative and fun curriculum each week. When I step into each classroom, I see kids collaborating, learning about our resident guinea fowl, playing, creating together and so much more. I'm excited to see what else is in store for this summer!

02A1



Little Explorers: Under the Sea  
Led By: Brenda Alvaredo  
Assisted by: Jasmine Cerritos and  
Volunteer Madison

This week, the Little Explorers went Under the Sea to learn all about marine life with themed activities and crafts including turtles!

02B1



FCS Farms  
Led By: Jazlyn Olivera  
Assisted by: CIT Sydney

Campers tended to new plantings, cared for our guinea fowl, young and old, and worked on projects to take their new gardening and nature skills home.

02B2



Baking and Art  
Led By: Ania Hendy  
Assisted by: Megan Kellenberger  
and Volunteer Elsa

Bakers flexed their culinary muscles making sweet treats and creating art from foil canvases to playdough.

02B3



[Link to PDF](#)



[Link to Narrated Video](#)

Hey Kids, Comics!  
Led By: Todd Whitehead  
Assisted by: Volunteer Bea

Campers learned all about how to tell stories with pictures and words, and made their own collaborative comic starring the FCS guinea fowl!  
[Link to PDF](#) and [Link to Narrated Video](#)

02C1



### Artist Studios

Led By: Crystal Shay Robinson and Taylor Washington

Young artists in this camp got to create group and individual projects using a variety of media including papier-mâché, paint, and paper craft. They took their dreams to the sky with a papier-mâché hot air balloon and fluffy 3D clouds.

02C2



### Puppy Love

Led By: Daniela Rivadeneira  
Assisted by: Pat Clark and CIT Maggie

Animal lovers learned all about the care and keeping of furry pets while creating outfits and homes for stuffed animals. Several special furry visitors also enhanced the experience!

02C3



### Wilderness Skills and Archery

Led By: Alex Andrews  
Assisted by: CIT Josie

Campers learned about orienteering, building shelters, and other survival skills while also practicing the basics of archery.

02D1



[Link to Performance](#)


Musical Theater

Led By: Kiersten Whitehead  
Assisted by: Debbie Jacobsen and  
CIT Lana

Budding actors prepared scenes from *You're a Good Man, Charlie Brown*, including costumes, sets, and musical numbers.

[Link to Performance](#)

02D2



Archery and Wilderness Skills

Led By: Mark Evans  
Assisted by: CIT Josie

"A good archer is known not by his arrows but by his aim." Our wilderness explorers tested their survival skills and honed in on their archery techniques.

02E1



Counselor in Training

Led By: Danielle Probst-Rich

High schoolers got a primer in writing a resume, interviewing for a job, and being professional at work. They were certainly up to the task of helping out at FCS for their work experience!

Welcome

Try this @Home



Here are some ideas that you can do at home!



# Kid-sized Personal Pizzas!

Make pizza at home!

Mix up your favorite pizza dough recipe and form it into flat circles, about the size of your hand.

Add pizza sauce (we love the Trader Joe's pizza sauce!), shredded mozzarella cheese, and any of your other favorite toppings before baking in a hot oven.



*Left: Maggie adds sauce to her pizza*

*Top: Maya makes sure her crust is perfectly shaped*

*Above: Sarai tops her snack with cheese*



# 3D Animal Portraits from Egg Cartons


To make these adorable 3D animal portraits, you will need:

- a cardboard egg carton
- a small rectangle of cardboard
- scissors
- paint
- glue

First, cut out the face. Look at the cups and the ridges in between to find the best shape for your animal's face. Don't forget the ears!

Then, paint your animal. You can make it realistic or add fun details like the polka dots shown here.

Then, draw and color in your animal body on your cardboard. Glue your painted animal head down and you are done!



*Painting a pig face with colorful polka dots*



*The completed portraits.  
What animals do you see?*

# Make Your Own Dog Biscuits

Treats are an important part of obedience training, but store-bought treats can be full of unhealthy ingredients and chemicals, not to mention expensive.

These biscuits are healthy, inexpensive, and most of all, delicious for dogs!



First, you'll need to gather your ingredients.

- 1/2 cup pumpkin puree
- 3 tbsp unsweetened, smooth natural peanut butter
- 1 large egg, beaten/  
substituted with flaxseed
- 1 cup whole wheat flour



Next, mix the pumpkin puree, peanut butter, and together until smooth.

Add the flour, and mix with a fork until a soft dough forms.

Form the dough into dog bone shapes.



Bake in a 350 oven for 10 minutes, then turn.

Bake for another 10 minutes.

Remove treats from the oven and cool.

You now have yummy goodies for your favorite dog!

**Welcome**

Listening In



Ever wonder what our campers say about their experience?



# CAMPERS SAY...



## YI TIE

We made a comic about the guinea fowl and I drew them flying in MIDAIR!



## COLLETTE

We made flower pots! It was fun.



## JOSEPH

I made a chef hat and it was cool because you could draw anything you wanted and I drew Among Us characters.



## MONA

We got to make egg carton animal faces with cardboard bodies. The faces were 3D and it looked so cool!

# ...THE BEST THINGS



**GRACE**

Musical Theater has been great because there's only 4 of us for 6 roles, so we've really been able to create our own roles and it's about how far you can push your creativity.



**MAYLEN**

We learned to treat our pets like we treat ourselves. We have to keep them safe just like our parents keep us safe.





Additional thanks to:

Romeo Garcia (Administrative Assistant)

- Lynn Kaplan (Substitute)


Sheldon Henry (Director of Technology)

Ramiro Pecher (Facilities Manager)

Irma Guillén (Custodian)

Jasmine Vaughn (School Nurse)











Our Support Staff this week:

- Samantha McKay
- Ethan Clarkewallis
- Lottie P-K
- Kim Lugo
- Taylor Washington







**Nurturing  
lifelong learners,  
courageous risk-  
takers, and  
joyous  
peacemakers.**

**OPEN HOUSES:**

**October  
*through*  
January**



**Accepting applications  
in select grades for  
2023-24.**

**Application for 2024-25  
available in  
September.**

**FCS** FRIENDS  
COMMUNITY  
SCHOOL

**Quaker Progressive Education for Grades K – 8**

**[www.friendscommunityschool.org](http://www.friendscommunityschool.org)**



# WELCOME

FCS SUMMER CAMP

SEE YOU NEXT WEEK!

FOR SESSION 03



Click here for a video slideshow!